

ACCESSING TUTOR.COM

If you are taking a course that uses [Moodle](#), you may already have access to tutor.com. If you see this link

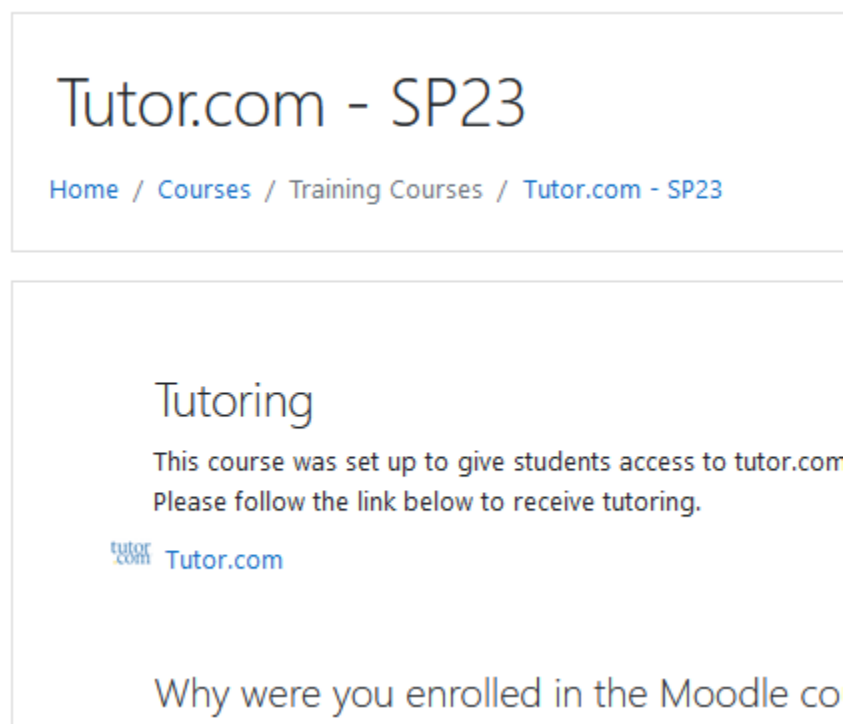
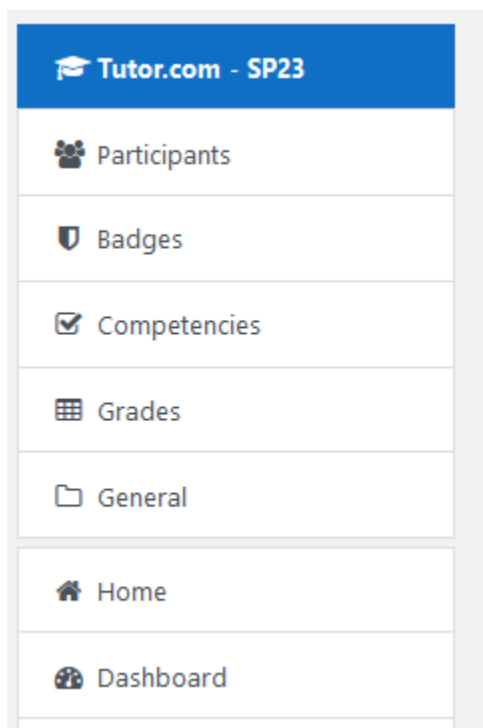


in your course's Moodle section, you can access tutor.com by selecting the link. This is the preferred method to access tutor.com since it gives the tutors access to some of the learning material in the Moodle section.

If you do not see this link or your course does not Moodle, you can follow the self-enrollment instructions below.

SELF-ENROLLMENT TO TUTOR.COM MOODLE COURSE

- 1) Log in to [Moodle](#).
- 2) Follow this link <https://moodle.olc.edu/course/view.php?id=2625>.
- 3) Click on the gear in the top right, and select "Enroll me in this course".



- 4) Then select the "Enroll me" button at the bottom.

- Tutor.com - SP23
- Participants
- Badges
- Competencies
- Grades
- General
- Home
- Dashboard
- Calendar
- Private files
- My courses

Tutor.com - SP23

[Home](#) / [Courses](#) / [Training Courses](#) / [Tutor.com - SP23](#) / [Enroll me](#)

Enrollment options


 Tutor.com - SP23



Self enrollment (Student)


No enrollment key required



- 5) You can follow this link  [Tutor.com](#) to access the service.

Tutoring

This course was set up to give students access to tutor.com.
Please follow the link below to receive tutoring.

 [Tutor.com](#)

- 6) You will also see "Tutor.com – SP22" under My Courses on the left when you log in to [Moodle](#).

The image shows a vertical navigation menu on the left side of a Moodle interface. The menu items are: Home (with a house icon), Dashboard (with a globe icon), Calendar (with a calendar icon), Private files (with a document icon), Content bank (with a pencil icon), My courses (with a graduation cap icon), Tutor.com - SP23 (with a graduation cap icon), and Site administration (with a wrench icon). The 'Site administration' item is highlighted with a red rectangular box, and a red arrow points from the right side of the box towards the right edge of the menu. To the right of the menu, there is a circular logo for 'SUNY WEST STATE COLLEGE' and a section titled 'Site administration' with a blue 'Add a new' button below it.

- Home
- Dashboard
- Calendar
- Private files
- Content bank
- My courses
- Tutor.com - SP23
- Site administration