

ACCESSING TUTOR.COM

If you are taking a course that uses [Moodle](#), you may already have access to tutor.com. If you see this link

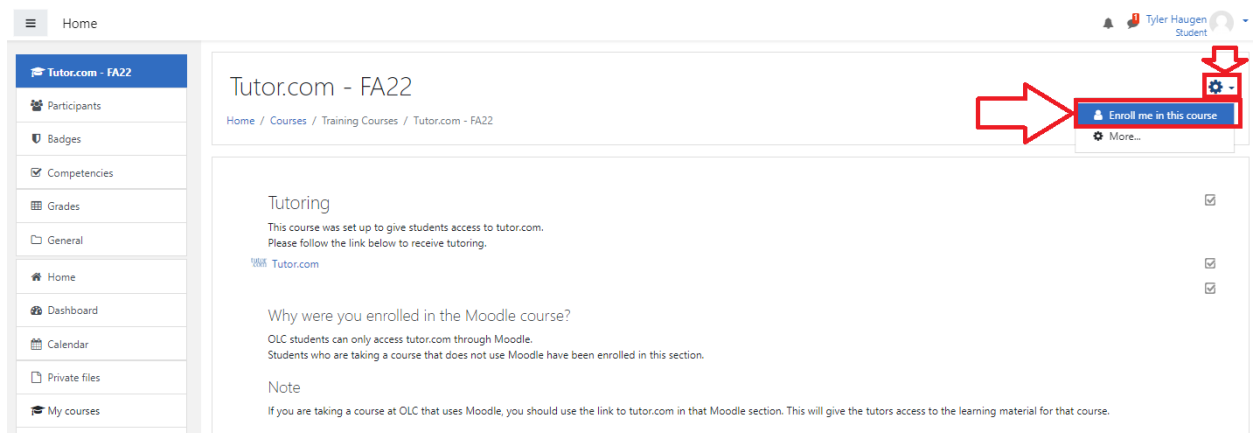


in your course's Moodle section, you can access tutor.com by selecting the link. This is the preferred method to access tutor.com since it gives the tutors access to some of the learning material in the Moodle section.

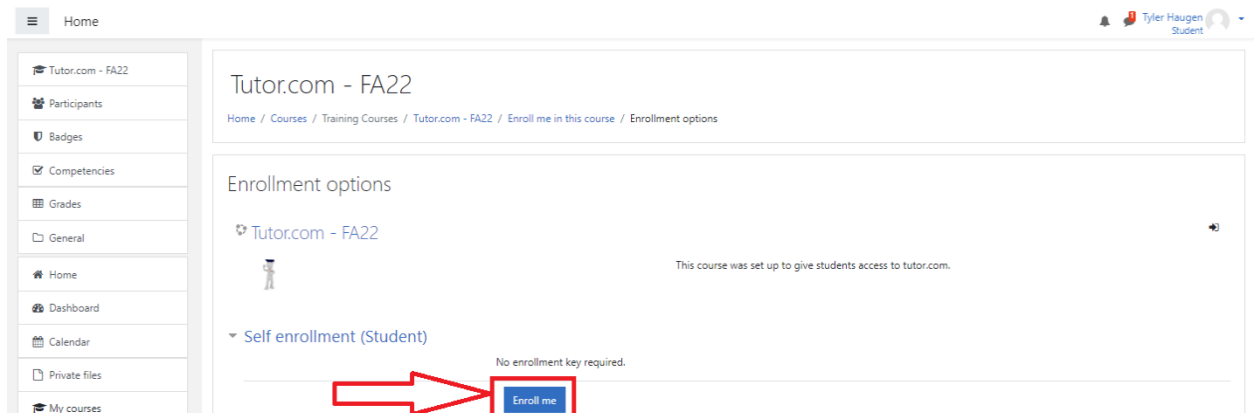
If you do not see this link or your course does not Moodle, you can follow the self-enrollment instructions below.

SELF-ENROLLMENT TO TUTOR.COM MOODLE COURSE

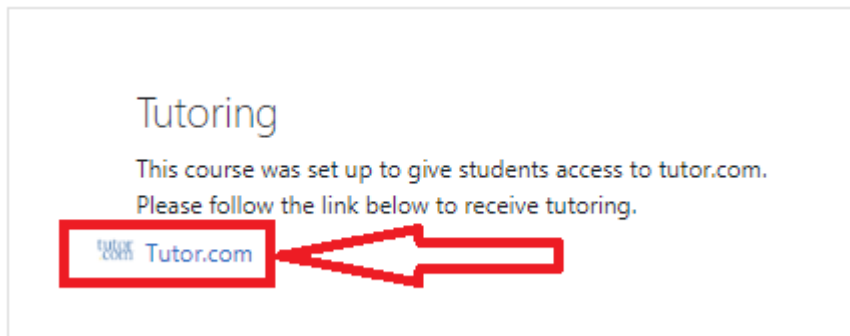
- 1) Log in to [Moodle](#).
- 2) Follow this link <https://moodle.olc.edu/course/view.php?id=2549>.
- 3) Click on the gear in the top right, and select "Enroll me in this course".



- 4) Then select the "Enroll me" button at the bottom.



- 5) You can follow this link  Tutor.com to access the service.



- 6) You will also see “Tutor.com – FA22” under My Courses on the left when you log in to [Moodle](#).

